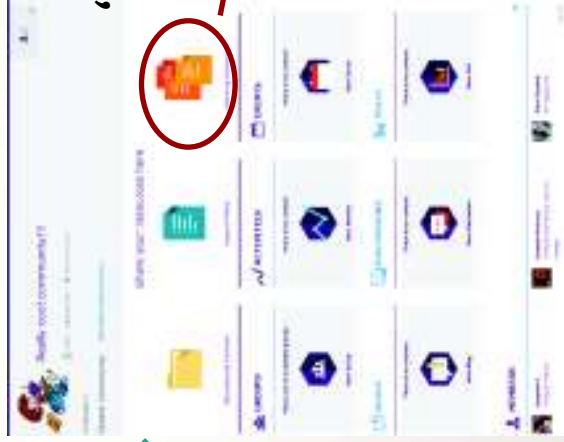


Upload your own learning scenarios

1.

Visit the Community



2.

Click "Learning Scenarios"



3.

Select "Select ODS Authoring Tool"



4.

Choose

+ New Learning Scenario



*This page presents all learning scenarios uploaded and imported to the Community with the relevant Tool

The Scenarios & Lesson Plans authoring Tool

Start uploading your lesson plan or learning scenario choosing:

... the template that you
want

- Never forget
- ...to provide the most metadata you can. With the metadata the users:
- Can Search your resource
- Can understand your resource
- Can use your resource



Create your own Lesson Plan

Start by selecting one of the following templates:
Generic Template

Quick upload

Simple Editing

Advanced Editing

Cancel

Would you like your lesson plans/learning scenarios to be easily accessible?
Then, please, spend some time to characterize them using Metadata.

...simple OR advanced
editing for quick Or edit
of your metadata



The Scenarios & Lesson Plans authoring Tool (cont.)

Fill the next steps to annotate your resource with metadata
and don't forget:

...to fill the fields with *
They are mandatory



6. Metadata

7. General information*

8. Learning Content

9. Subject domain*

10. Prices & Learning Activities*

Select the languages of the Lesson Plan

- English
- Dutch
- French
- German
- Greek
- Italian
- Spanish
- Croatian
- Bulgarian
- Danish
- Finnish
- Irish
- Romanian
- Russian
- Estonian
- Latvian
- Lithuanian
- Portuguese, Portugal
- Serbian

You can select up to 10 languages

Cancel Next

Reduce version Save & Edit metadata Save & Exit

The Scenarios & Lesson Plans authoring Tool (cont.)

...So ... follow at least the next steps:

Define the language(s)



1. Language* | 2. General information* | 3. Learning Content | 4. Subject domain* | 5. Prises & Learning Activities*

6. Note materials

Select the languages of the Lesson Plan

- English
- Dutch
- French
- German
- Greek
- Italian
- Spanish
- Croatian
- Bulgarian
- Danish
- Finnish
- Irish
- Romanian
- Russian
- Estonian
- Latvian
- Lithuanian
- Portuguese, Portugal
- Serbian

You can select up to 10 languages

Cancel | Next | Reduce version | Save & Edit in background | Save & view

The Scenarios & Lesson Plans authoring Tool (cont.)

1. Language* 2. General Information* 3. Learning Context 4. Subject domain* 5. Phases & Learning Activities*

6. Meta-metadata

General Information

Title*	Enter the title of the Lesson Plan in each selected language.
Author(s)	
Short description/ main idea	
Status	

English

Title in English *
Getting to Know the Big Dipper

Cancel Back Next Save & Edit Phases/Activities Reduced Version Save & View

Put the title

Check the status!
Only “final” resources
are accessed from
other users



The Open Discovery Space Project is funded by
DP4-ICT-2011-5, Theme 2: Digital Contents,
Objective 2.4: Learning Objectives 2.4

The Scenarios & Lesson Plans authoring Tool (cont.)

Define the topic

1. Language* 2. General Information* 3. Learning Context 4. Subject domain* 5. Phases & Learning Activities* 6. Meta-metadata

Subject domain

! Be sure to press the **ADD** button to confirm a selection

Theme -- Select -- Add

Science->Astronomy

Cancel Back Next Reduced Version Save & Edit Phases/Activities Save & View

*** don't forget to press the "ADD" button to conform your selection
You can put any of the levels in each category**

The Scenarios & Lesson Plans authoring Tool (cont.)

Define the Phases and Activities

Add Phase here

Add Activity here



* Switch any time between the Simple and Advance Editing

* don't forget to press the "Save & Edit Phases/Activities" to describe them and ADD YOUR RESOURCES to the lesson plan or scenario

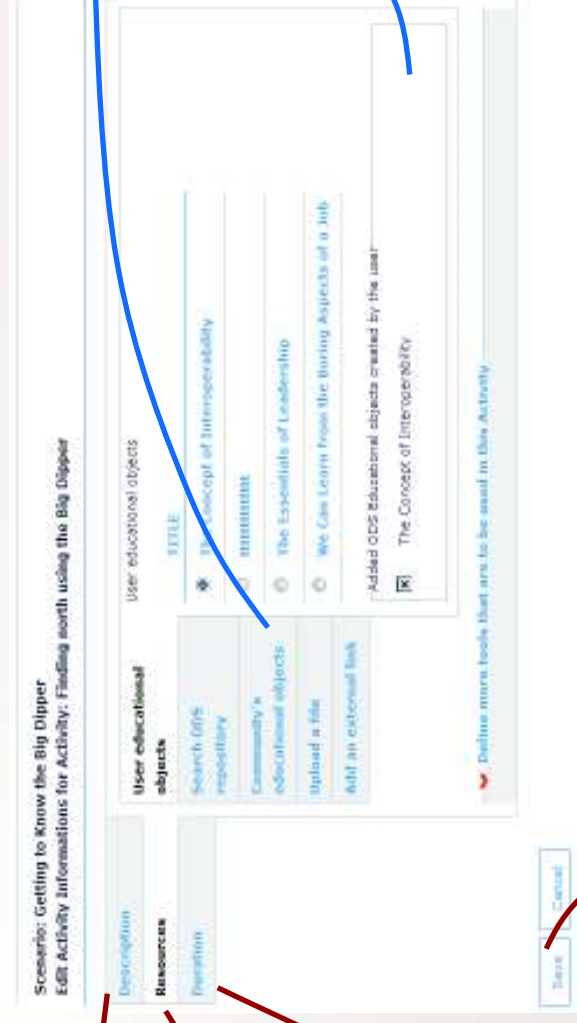
The Scenarios & Lesson Plans authoring Tool (cont.)

Save & Edit Phases/Activities

Describe the Activity here

Add (attach) the Resources here

Set the duration of your lesson plan or scenario



USER EDUCATIONAL OBJECTS
<input checked="" type="radio"/> The Concept of Interoperability
<input type="radio"/> The Essentials of Leadership
<input type="radio"/> We Can Learn From the Boring Aspects of a Job

Added ODS Educational objects created by the user

The Concept of Interoperability

Define more tools that are to be used in this Activity

Save Cancel

* Select the source of your resources

The selected resources are presented here

* don't forget to press "Save" and return to the editing of your lesson plan or scenario

Import resources from other Communities or the Portal

1.

Find a resource



- In your Bookmarks
- In another Community
- From Search
- From the Home Page

2.

Open the Summary Page



5.

Select your community and Pin the Resource

Pin Resource to Communities

Select the communities that this object will be assigned to.

TITLE

ODS community

Pin Resource

4.

Choose

Pin Resource



Teaching English as a 2nd Language

250 Games Plus offers interactive online games for learning and teaching English as a second language. Our learning games are mostly suitable for teaching EFL, ESL and EFL/ESLers. These are activities for teaching and practicing English grammar, vocabulary, sentences, listening and pronunciation skills. By playing our fun educational games, students learn English vocabulary, sentence structures, grammar, listening, pronunciation and phonics.

METADATA

Language: English, Texas English, Foreign Language Learning, English, Yes

Social Taggers

0 People

Author's Guided Tags

Author: To support and participate in website and by Cognitive Processes: To understand Psychosocial

Maker's suggested guided tags

Access the resources that you uploaded



In Your Area under “Educational Objects”

Microblog	Educational Objects	
Notifications	My new educational object	★ -/5
Connections	The Essentials of Leadership Educational Object	★ -/5
Communities	Project-based Learning Lesson Plan	★ -/5
Groups	test scenario Educational Scenario	★ -/5
Discussions	The Concept of Interoperability	★ -/5
Blogs	The concept of interoperability The concept of interoperability The concept of interoperability The concept of interoperability The concept of interoperability	
Bookmarks		
Activities		
Events		
Polls		
Educational Objects		

1 2 next > last >

In the Community that you created them

Home | ODS community | Educational Objects

↑ New Educational Object
Want to learn more about Learning Objects? More information is available on Training Opportunities (webinars, courses, introduction to the concept of learning objects)

Search:

Repository: Parent Community
- Any -

My new educational object
2014.02.15
Repository: ODS | ODS community
Contribution language: K

We Can Learn from the Best: Aspects of a Job
2013.11.04
Repository: ODS | ODS community
Contribution language: K
During a recent work trip, I was reminded that even exciting and glamorous jobs can have a boring and tedious side to them. How we all need to be ready for that important element of...

Teaching English as a 2nd Language
2014.02.19
Repository: ODS | ODS Pilot Schools in Greece
Contribution language: Charoiteia
ESL Games Plus offers interactive online games for learning and teaching English as a Second Language. Our learning games are mostly suitable for teaching ESL kids and Teenagers. There are also...

Measurement of the Earth's Circumference
2014.02.15
Repository: Cosmos
Gratiosissime measurement of the Earth's circumference



The Open Discovery Space Project is funded by
DPA-ICT-2011-5, Theme 2: Digital Content,
Objective 2.4: Learning Objectives 2.4

Edit your resources

1.

Find a resource



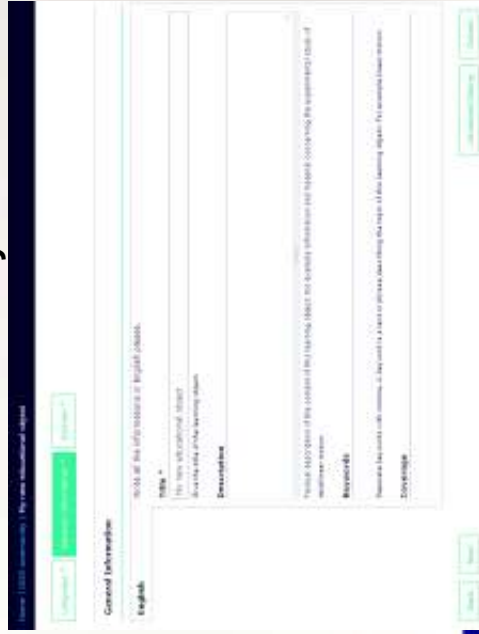
- In your Bookmarks
- In another Community
- From Search
- From the Home Page

2.

Open the Summary Page

4.

Use the tool to edit your resource



3.

Choose



OR



Keep uploading your resources!

Share them with the communities!



Be one of the most active contributors!

